

# DUMPSQUEEN

## Excel 2016 Expert: Interpreting Data for Insights

Microsoft 77-728

Version Demo

Total Demo Questions: 5

Total Premium Questions: 26

Buy Premium PDF

<https://dumpsqueen.com>

[support@dumpsqueen.com](mailto:support@dumpsqueen.com)

dumpsqueen.com

## Topic Break Down

Topic	No. of Questions
Topic 1, Project 1	5
Topic 2, Project 2	5
Topic 3, Project 3	5
Topic 4, Project 4	5
Topic 5, Project 5	6
<b>Total</b>	<b>26</b>

**QUESTION NO: 1 - (SIMULATION)**

CORRECT TEXT

Exhibit:

National Olympic Committees	IOC Code	Summer Olympic Games	Winter Olympic Games	Total Olympic Games	Participation Seasons
1. Albania	ALB	7	0	7	7
2. American Samoa		7	1	8	8
3. Andorra	AND	15	15	30	30
4. Angola		0	0	0	0
5. Argentina	ARG	0	0	0	0
6. Armenia	ARM	0	0	0	0
7. Australia	AUS	11	0	11	11
8. Azerbaijan	AZE	0	0	0	0
9. Bahrain	BHR	0	0	0	0
10. Bangladesh		0	0	0	0
11. Barbados	BAR	0	0	0	0
12. Belarus	BLR	0	0	0	0
13. Belgium	BEL	0	0	0	0
14. Belize	BIZ	0	0	0	0
15. Bermuda	BER	0	0	0	0
16. Bhutan	BHU	0	0	0	0
17. Bolivia	BOL	0	0	0	0
18. Bosnia and Herzegovina	BOS	0	0	0	0
19. Botswana	BOT	0	0	0	0
20. Brazil	BRA	0	0	0	0
21. Bulgaria	BUL	0	0	0	0
22. Burkina Faso	BUR	0	0	0	0

You are a news reporter. You have been given the assignment to give a history of the Olympic Games.

Task4:

In cell F2 of the "No Medals" worksheet, create a formula that will show if a team participated in both seasons or only the Summer games. Display "Both" if the team participated in both seasons that year. Display "Summer Only" if the team participated only in the Summer games.

**ANSWER: Pending. Send the suggestions for this question.**

**QUESTION NO: 2 - (SIMULATION)**

CORRECT TEXT

Exhibit:



You are a news reporter. You have been given the assignment to give a history of the Olympic Games.

Task4:

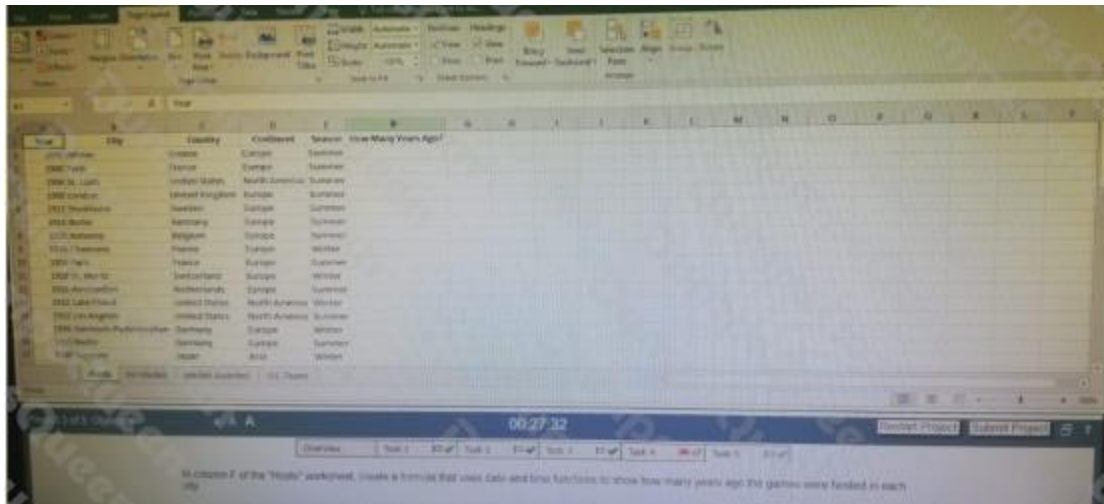
In cell F2 of the “No Medals” worksheet, create a formula that will show if a team participated in both seasons or only the Summer games. Display “Both” if the team participated in both seasons that year Display “Summer Only” if the team participated only in the Summer games.

**ANSWER: Pending. Send the suggestions for this question.**

**QUESTION NO: 3 - (SIMULATION)**

CORRECT TEXT

Exhibit:



You are a news reporter. You have been given the assignment to give a history of the Olympic Games.

Task5:

In column F of the “Hosts” worksheet, create a formula that uses date and time functions to show how many years ago the games were hosted in eachcity.

**ANSWER: Seetheexplanationbelow.**

**Explanation:**

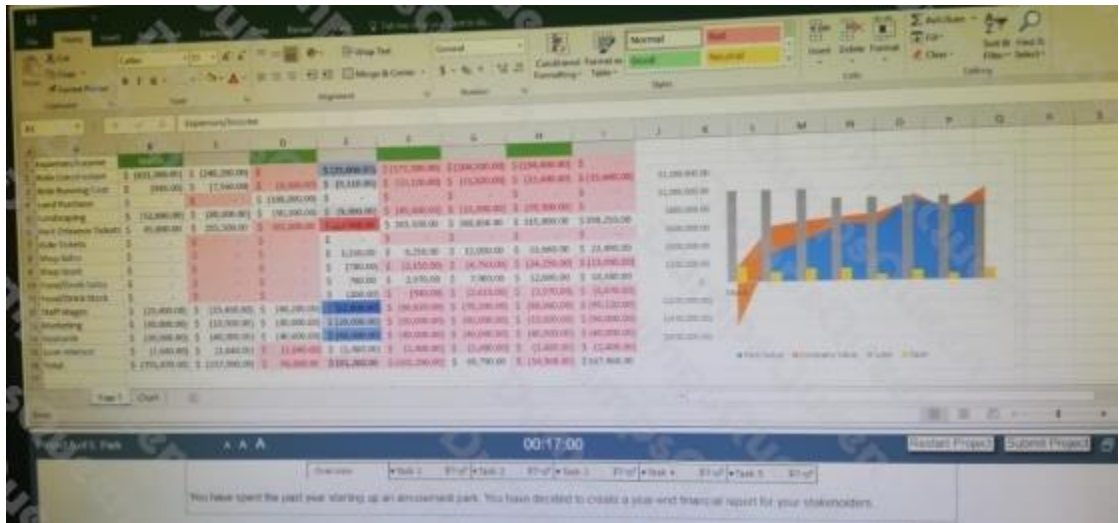
:

In cell F2, use the following formula and past on the rest of the rows in column F `YEAR(TODAY())-A2`

**QUESTION NO: 4 - (SIMULATION)**

CORRECT TEXT

Exhibit:



You have spent the past year starting up an amusement park. You have decided to create a year end financial report for your stakeholders.

Task2:

Remove all of the conditional formatting from the “Year 1” sheet.

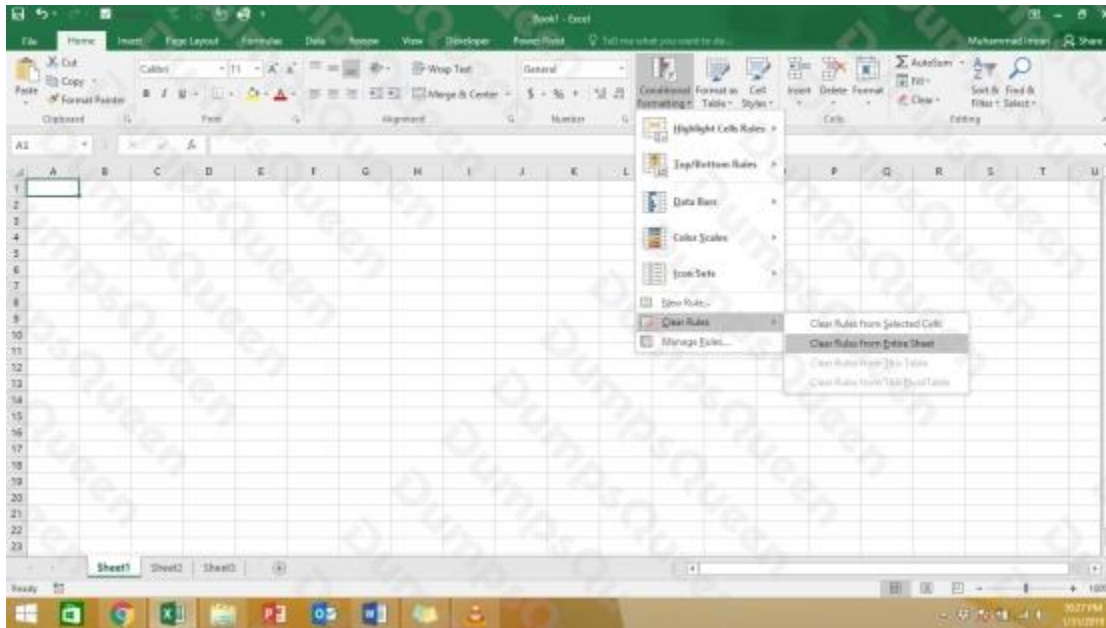
**ANSWER: Seetheexplanationbelow.**

**Explanation:**

:

On the “Year 1” sheet, go to home – conditional formatting – clear rules – clear rules from entire sheet

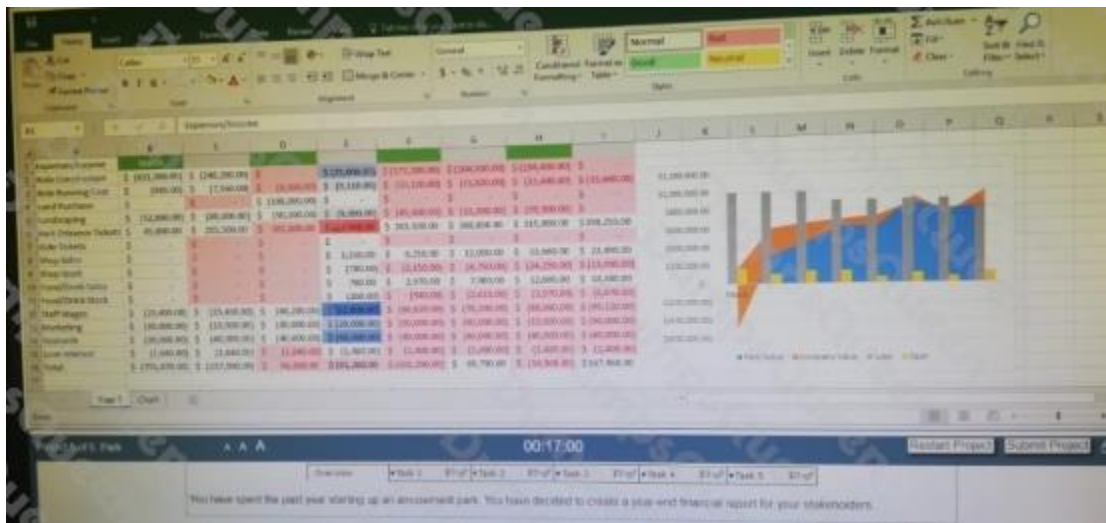




**QUESTION NO: 5 - (SIMULATION)**

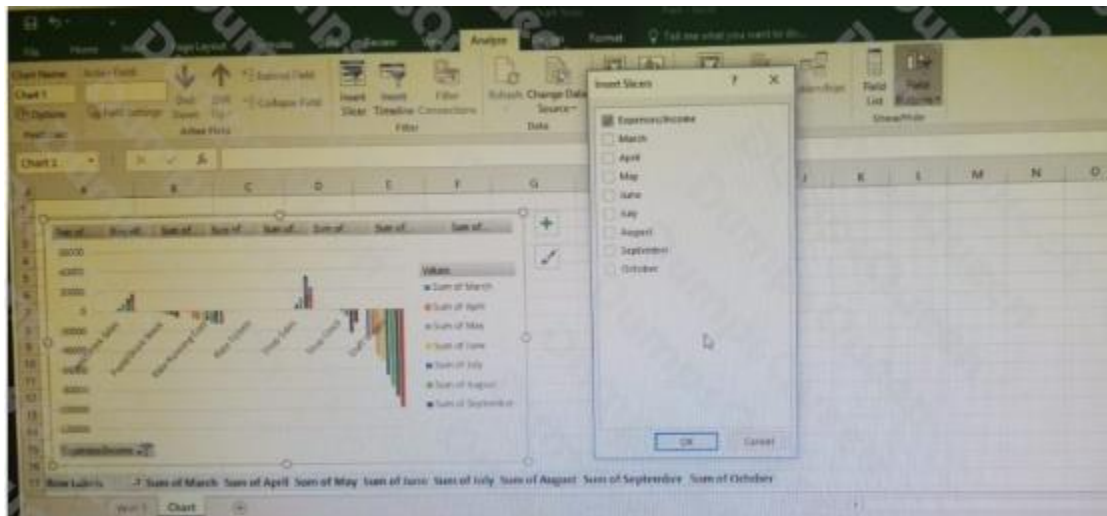
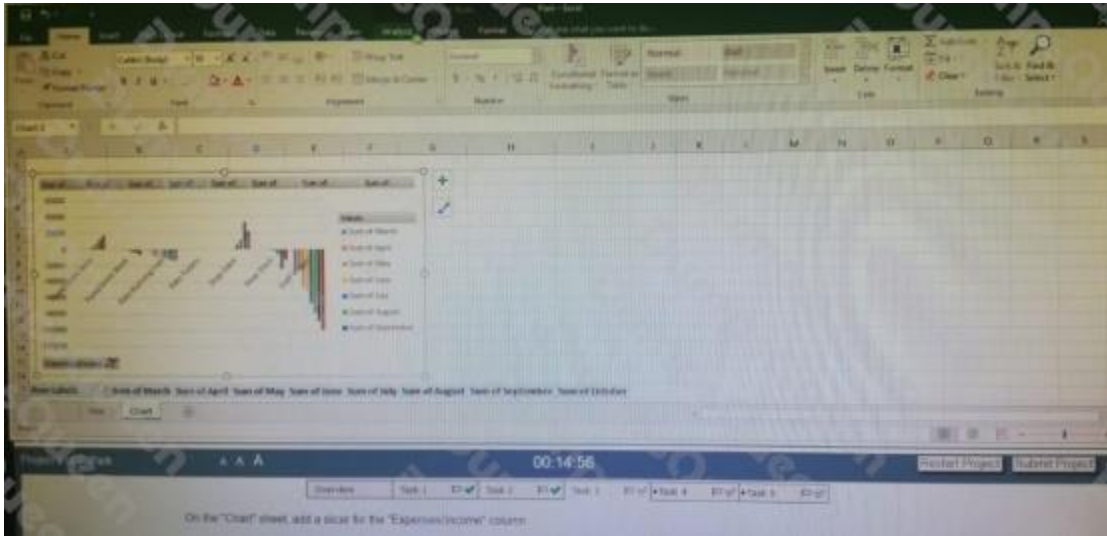
CORRECT TEXT

Exhibit:



You have spent the past year starting up an amusement park. You have decided to create a year end financial report for your stakeholders.

Task3:



On the “Chart” sheet add a slicer for the “Expense/Income” Column

**ANSWER: See the explanation below.**

**Explanation:**

:

Select the chart and then from ‘analyze’ tab of the ‘Pivot Charts tools’ tab, click on slicer. From the list select ‘Expenses/Income’ and press ok